

A vibrant, cartoon-style illustration of a beach scene. In the foreground, two striped beach chairs (one red and white, one blue and white) sit on a sandy beach. A yellow and green striped beach umbrella stands between them. The background features a blue ocean, two palm trees with green fronds and brown trunks, and a bright yellow sun with a face wearing red-rimmed glasses. The sky is light blue with large, white, fluffy clouds. The entire scene is framed by a green border.

RAHUL MODEL PUBLIC SCHOOL
2024-25

SUMMER HOLIDAYS HOMEWORK




























CLAS- PP

English holidays homework

Fill in the missing uppercase letters.



Fill in the missing lowercase letters.

Trace and write the alphabet

Aa Bb Cc Dd Ee Ff

Gg Hh Ii Jj Kk Ll

Mm Nn Oo Pp Qq


Rr Ss Tt Uu Vv

Ww Xx Yy Zz

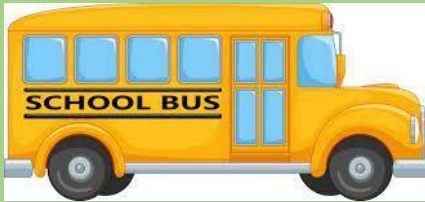
Write the beginning sound of the pictures.



.....un



.....lower



.....us



.....og



.....ebra



.....en




.....iolin




.....all

Vowels - a, e, i, o, u

Color all the balloons with vowels.



Write the 5 vowels in the circles below .



Short Vowel: a

Fill in the missing short vowels..



t _____ p



b _____ t




h _____ t



c _____ t



b _____ g



p _____ n

CVC Words list: Short 'a'

(Read ,write & learn)

_an

ban 

can 

fan 

man 

pan 

ran 

van 

_at

bat 

cat 

fat 

hat 

mat 

pat 

rat 

sat 

_ab

cab 

dab 

gab 

jab 

lab 

crab 

grab 

_ap

cap 

gap 

lap 

map 

nap 

tap 

rap 

sap 

_ad

bad 

dad 

had 

lad 

mad 

pad 

sad 

_ag

bag 

gag 

tag 

rag 

nag 

sag 

wag 

_am

bam 

dam 

ham 

jam 

ram 

yam 

sam 

_ar

bar 

car 

far 

jar 

tar 

par 

war 

star 

Sight words (Read,write &learn)

the

of

and

a

to

in

is

you

that

it

he

was

for

on

are

as

with

his

they

I

at

be

this

have

from

or

one

had

by

words

but

not

what

all

were

we

when

your

can

said

there

use

an

each

which

she

do

how

their

if

at

Read aloud

Mat the Cat

Mat is a fat cat.

Mat sat on Pat.

Pat is a rat.

Mat sat on Pat
the rat.



My Red Cap

This is my cap.

My cap is red.

It is on my lap.

I like my red cap.

I also have a black cap.



The Yellow Cab

I am Jiya.

I see a cab.

It is yellow and black.

I will go in the cab to the lab.

Let me grab my tab.



Read aloud

My New Bag

My dad got me a new bag.

The bag has a tag.

I put a mag in my bag.

I saw a flag in the mag.



Hindi Holidays Homework

स्वर को क्रमानुसार लगाइए ।



*प्रतिदिन अभ्यास करें।

निम्नलिखित बिंदुओं को मिलाते हुए विद्यार्थी सुंदर
लिखावट में स्वर और व्यंजन पूर्ण करें।

अ	आ	इ	ई	उ	ऊ	ऋ
ए	ऐ	ओ	औ	अं	अँ	अः
	क	ख	ग	घ	ङ	
	च	छ	ज	झ	ञ	
ट	ठ	ड	(ड़)	ढ	(ढ़)	ण
	त	थ	द	ध	न	
	प	फ	ब	भ	म	
	य	र	ल	व	श	
ष	स	ह	क्ष	त्र	श्र	ज्ञ

*प्रतिदिन अभ्यास करें।

वर्णों को जोड़कर लिखें

	फ + ल	<input type="text"/>
	व + न	<input type="text"/>
	न + ल	<input type="text"/>
	घ + र	<input type="text"/>
	ब + स	<input type="text"/>
	र + थ	<input type="text"/>
	ह + ल	<input type="text"/>
	ग + ज	<input type="text"/>
	ज + ग	<input type="text"/>
	ध + न	<input type="text"/>

पठन और लेखन अभ्यास करें

दो अक्षर वाले शब्द

छह	मह	अब	दल	झर
जक	उठ	दस	धक	झल
जग	उड़	दह	धड़	टक
जट	यज	उन	धन	टन
जड़	यज्ञ	एक	धप	टप
जन	यप	कक्ष	धब	टफ
जप	यम	कच	धम	टब
जब	यर	कज	धर	टम
जम	यल	कट	धस	टर
जय	यव	कड़	नग	टल
जर	यश	कण	नट	टस
जल	यस	कद	नड	टह
जस	यह	कन	नत	ठक
झक	रख	कप	नथ	ठग
झट	रग	कफ	नद	ठप
झड़	रच	कब	नप	ठम
झन	रज	कम	नभ	ठस
झप	रट	कर	नम	डक
झम	रण	कल	नर	डप

पठन अभ्यास करे

दो शब्दों वाले वाक्य:

जय उठा। घर चला।
थक मता। टब भरा।
फल चखा। खत पढ़।
लड़ मता। जप करा।
पत्र पढ़। सच कहा।
डर मता। सब कहा।



तीन शब्दों वाले वाक्य:

यश अब उठा।
नल तक चला।
अब टब भरा।
बस पर चढ़।
हठ मत करा।
चल घर चला।



अक्षर जोड़ो और शब्द बनाओ

क + म + ल =



स + ड़ + क =



म + ट + र =



ब + त + ख =



श + ह + द =



न + म + क =



भ + व + न =



प + द + क =



पठन और लेखन अभ्यास करें

तीन अक्षर वाले शब्द

दमक	गगर	मवन	अकड़	नजर
दमन	गजन	मसक	अकर	नजल
दमल	गटक	मसल	अकल	नदन
दलक	गटर	महक	अक्षत	नफर
दशक	गठन	महल	अक्षय	नमक
दशम	गड़क	यतन	अक्षर	नमन
दसन	गदर	यरस	अखर	नयन
दहन	गबन	यवन	अगर	नरक
धड़क	गबर	यवस	अघड़	नरम
धबक	गमन	यहर	अघर	नवल
धमक	गयल	रक्त	अचल	नसर
धमन	गरम	रगड़	अजट	नसल
धयन	गलत	रजक	अजन	नहर
धवल	गलन	रजत	अजब	पकल
नकर	गलभ	रजन	अजय	पटल
नकल	गहन	रतन	अजर	पठक
नखर	घचक	रनक	अजल	पतन
नगन	घटक	रफल	अटक	पतल
नगर	घड़क	रबड़	अटल	पदक

पठन अभ्यास करें

तीन अक्षर वाले शब्दों से बने वाक्य

देख कर पढ़ो :



कलम पकड़।



खबर पढ़।



झगड़ मत।



फसल रखा।



भगत बना।



शहद चखा।

समझ कर पढ़ो:

नमन उठा। हवन करा। भजन करा। मटर चखा।

मदन चला। झगड़ मत। अकड़ मत। सरल बना।

आदर करा। नरम बना। आदत बदला। महल चला।



*प्रतिदिन पठन और लेखन अभ्यास करें


Maths Holidays Homework

Fill the missing number & colour it.

The image shows a grid of water droplets arranged in 7 rows. The droplets are numbered as follows:

1		3		5			8
9		11		13			16
17		19		21			24
25		27		29			32
33		35		37			40
41		43		45			48
				49			50

Shade the shape that matches the first one in each row.



Q. Count the pictures and write the number in the given space.

What Comes After

$11 \Rightarrow 12$

$25 \Rightarrow \square$

$13 \Rightarrow \square$

$27 \Rightarrow \square$

$15 \Rightarrow \square$

$30 \Rightarrow \square$

$18 \Rightarrow \square$

$32 \Rightarrow \square$

$22 \Rightarrow \square$

$36 \Rightarrow \square$

What comes Before



What number comes between.

27 29

33 35

15 17

21 23

11 13

17 19

16 18

25 27

29 31

45 47

9 11

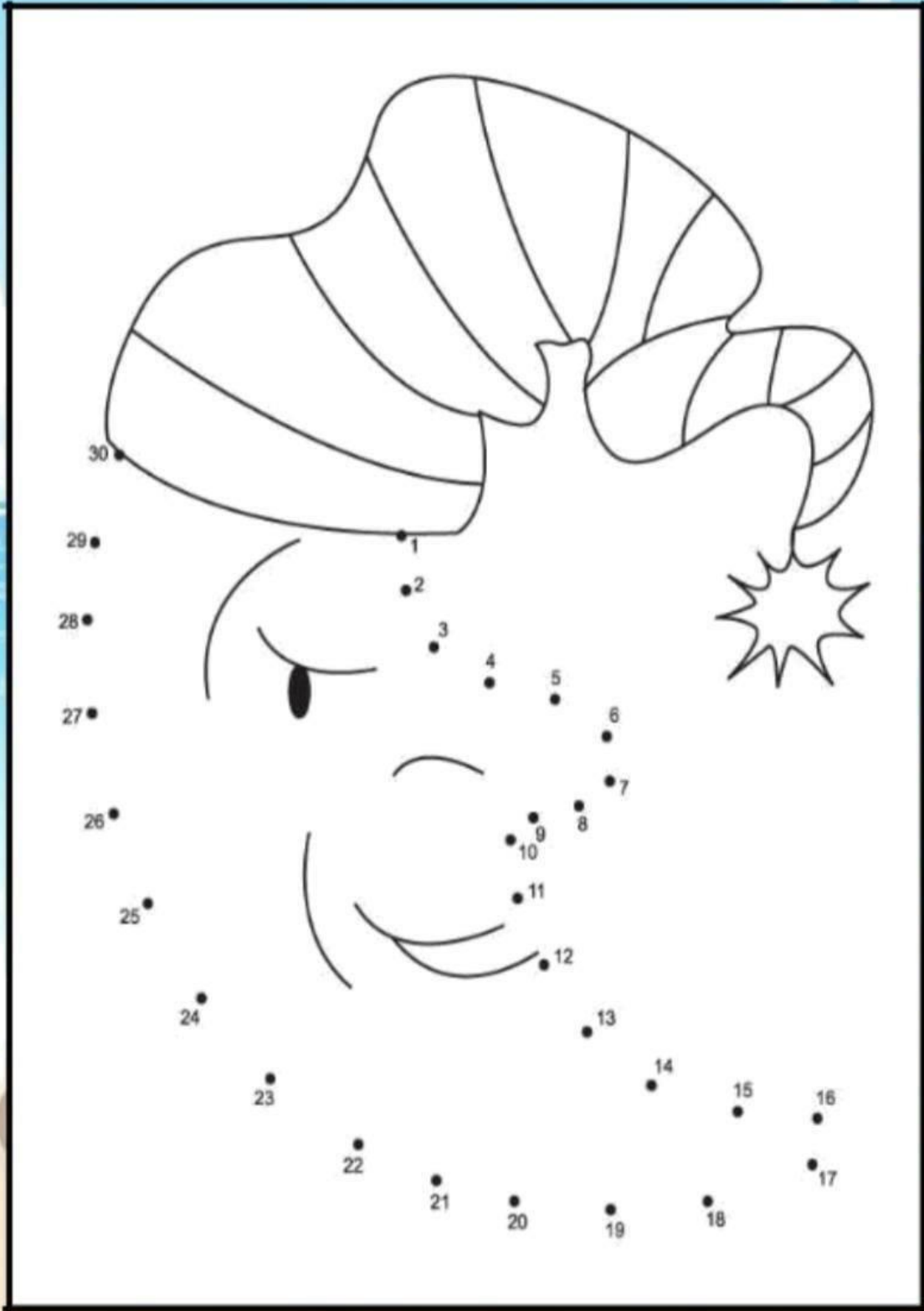
12 14

17 19

20 22



Q. Join the dots to complete the sequence from 1 to 30 and colour the picture.



E. V.S. Holidays Homework



My name is

I am years old .



I am a girl / boy.


I study in PP class.

My school name is

Rahul Model Public School.



Let's name the body parts!



nose

eye

hair

neck

ear

hand

leg

knee

foot

mouth





























arm

stomach





Learn it

Fruits

 <p>Apple</p>	 <p>Mango</p>	 <p>Orange</p>	 <p>Banana</p>
 <p>Cherry</p>	 <p>Grapes</p>	 <p>Pineapple</p>	 <p>Pear</p>
 <p>Watermelon</p>	 <p>Strawberry</p>	 <p>Papaya</p>	 <p>Litchi</p>
 <p>Pomegranate</p>	 <p>Star fruit</p>	 <p>Avocado</p>	 <p>Peach</p>
 <p>Water chestnut</p>	 <p>Raspberry</p>	 <p>Guava</p>	 <p>Custard apple</p>
 <p>Golden apple</p>	 <p>Blueberry</p>	 <p>Grape fruit</p>	 <p>Fig</p>
 <p>Musk melon</p>	 <p>Quince</p>	 <p>Kiwi fruit</p>	 <p>Plum</p>

Learn it

 **VEGETABLES** 



CABBAGE



TOMATO



CAULIFLOWER



POTATOES



PUMPKIN



TURNIP



BRINJAL



LADIES FINGERS



BITTER GOURD



ONION



CUCUMBER



BOTTLE GOURD



PEAS



CARROT



CHILLIES




RADISH

Q. Paste picture (stamp size) of your family members in each window.




Art and craft Holidays Homework

Collage Work




Tear yellow colour paper, roll it and paste it in the picture of the corn

Cotton pasting work



Paste cotton in the picture of the sheep

Bindi Pasting



Colour the tree with green and paste red bindi for an apple

Colour the Mickey Mouse



Read the sentences every day.

1. What is your name?

My name is

2. What is the name of your school?

The name of my school is Rahul Model Public School.

3. Where is your school?

My school is in

4. In which class do you study?

I study in

5. What is the name of your Principal?

The name of my Principal is

6. What is the name of your Class Teacher?

The name of my Class Teacher is

7. How do you come to school?

I come to school by

8. What time do you reach school?

I reach school at

9. What time is your assembly?

Our assembly is at

10. Do you come to school daily?

Yes, I come to school daily.

11. What is the name of your country?

The name of my country is India.

12. What is the name of your state?

The name of my state is

13. What is the name of your village/town?

The name of my village/town is

14. Where do you live?

I live in

15. How many members are there in your family?

There aremembers in my family.

16. What is your father's name?

My father's name is

17. What is your mother's name?

My mother's name is

18. What does your mother do?

My mother does

19. What does your father do?

My father works in

20. Whom do you call your uncles?

My father's brothers and my mother's brothers are my uncles.

21. Whom do you call your aunts?

My father's sisters and my mother's sisters are my uncles.

22. Who are your cousins?

My uncle's daughter and son are my cousins.

23. Do you know to draw picture?

Yes, I know to draw.

24. Do you write neatly?

Yes, I write neatly.

25. Have you brought pencil and book?

Yes, I have brought.

26. Do you comb your hair?

Yes, I comb my hair.

Daily use English sentences

1. May I come in? / May I sharpen my pencil?

2. May I go out please?

3. Can you explain it again?

4. Is this right?

5. Can we pack our things now?

6. I am sorry. I did not hear.

7. Come with me.

8. Follow me.

9. What do you want?

10. What are you doing?

11. Isn't it?

12. I am at home.
13. How should I pronounce?
14. I don't understand.
15. What do we have for first period?
16. What time do we have lunch?
17. Is this enough?
18. I am feeling cold.
19. Why do you lie?
20. Let's go.
21. Is it possible?
22. Is it raining now?
23. Tuck your shirt in.
24. Can you share with me
25. Do we have to complete this today?

Written work

- Complete English my skill workbook -1
- Complete Hindi my skill workbook -1
- Complete Hindi my skill workbook -2

Make beautiful flash cards of

'a' family words ('at', 'ap', 'ad', 'an', 'ag', 'am')

'e' family words ('ed', 'eg', 'en', 'ed')

'i' family words ('ig', 'ip', 'it', 'id', 'in')

'o' family words ('ob', 'og', 'op', 'ox', 'ot')

'u' family words ('ug', 'ut', 'ud', 'um', 'ub', 'un')